

Public Works Board

United States  
Department of  
Agriculture – Rural  
Development  
Program

Washington State  
Department of Transportation

Community Economic  
Revitalization Board

Department of Commerce

State Community  
Development Block Grant



**WASHINGTON'S SYSTEM  
IMPROVEMENT TEAM**

Local Governments  
Tribal Governments  
Private Water Systems  
Ratepayers  
Local Associations

Department of Health -  
Drinking Water State Revolving Fund

Evergreen Rural  
Water of Washington


Department of Ecology -  
Clean Water State Revolving Fund

Rural Community  
Assistance Corporation

Transportation Improvement Board

Washington State  
Legislature

1



**WASHINGTON'S SYSTEM  
IMPROVEMENT TEAM**

Outline

- Introduction to Sync
- Where we are and how we got here
- Key Sync activities
- What's Next

2



Panel Members

**Connie Rivera, Program Director**  
Public Works Board

**Public Works Board**

**Mark Barkley, Assistant Director**  
Local Government Division  
Department of Commerce

**Department of Commerce**


**Dave Dunn, Environmental Engineer**  
Water Quality Program  
Department of Ecology

**DEPARTMENT OF ECOLOGY**  
State of Washington

**Janet Cherry, Program Supervisor**  
Office of Drinking Water  
Department of Health

**Washington State Department of Health**

3

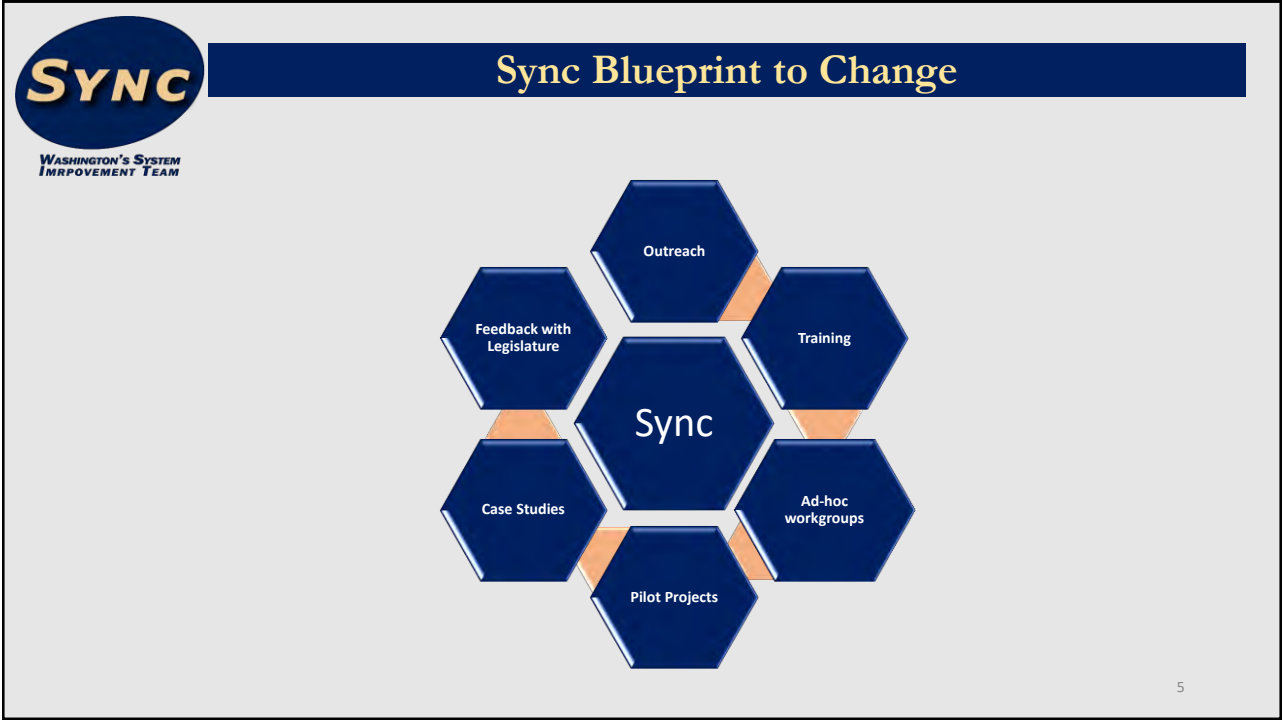



Where we are & How we got there

**Legislative Directive:**  
  
House Bill 1677 requires the Public Works Board to create an Interagency Multijurisdictional System Improvement Team – known as Sync – to:

- Enhance communication and collaboration between state agencies and with local governments;
- Identify barriers and propose solutions;
- Reduce redundancies and streamline;
- Maximize available resources and package investments; and
- Identify alternative financing mechanisms.

4






# Community Identified Barriers

Category	Subtotal (n=228)	Thematic Barriers (Actual comments)
Technical assistance and capacity	54 (24%)	(1) Support jurisdictions at the early stages of project development; (2) Expand accessibility and availability of technical resources; (3) One-on-one support for jurisdictions without the current capacity
Consistent financing	52 (23%)	(1) Dollars are too scarce to meet the needs of jurisdictions proactively planning and prioritizing their projects. (2) Regional collaboration can attract financing, but imbalanced regions with high needs jurisdictions can limit effectiveness.
State and federal policies and practices	52 (23%)	(1) Dedicate funds for specific infrastructure needs, such as water distribution/sewer collection systems; (2) Consistency in water rights; (3) Revisit grant processes to lower barriers to access for smaller communities
Education and outreach	36 (16%)	(1) Knowledge about funding opportunities and outreach about tech teams and how to obtain technical assistance, especially in small communities.
Collaboration	23 (10%)	(1) Joint application process for water resources (include RCO); (2) Common approach to determine agency service areas; (3) Coordinate agency funding recommendations to the Legislature
Local policies and practices	11 (5%)	(1) The unique needs of jurisdictions may require complex solutions regarding local geography, or overlaps in political and service area boundaries.

6




WASHINGTON'S SYSTEM  
IMPROVEMENT TEAM

### 3 Priority Areas & 14 Key Activities

Priority Area	Key Activity
Expand Technical Assistance Capability	1. Tech Teams*
	2. Value Planning*
	3. Asset Management*
	4. Regional Governance and Local Resource Efficiency
	5. Decision Package Requests for Coordinated Technical Assistance
Sync Program Process Improvements	6. Affordability and Hardship*
	7. Applications*
	8. Electronic Access and Support Portal
	9. Income Surveys*
	10. Coordinated Funding Process
System-wide Infrastructure Improvements	11. Secure the Public Works Assistance Account
	12. Support to the Legislature (Project Readiness)
	13. Alternative Finance
	14. Workforce Development

\*Key Activity is supported by an ad-hoc workgroup composed of Sync program staff, other state and federal agencies, and non-profit technical assistance providers


7



WASHINGTON'S SYSTEM  
IMPROVEMENT TEAM

### Tech Teams


- **Expand Technical Assistance Availability:** More tech teams more often
- **New Request Process:** Online request form via IACC
- **Next Steps:** Marketing & raise awareness



2018 IACC Tech Team for the City of Sequim

Request Technical Assistance


8



WASHINGTON'S SYSTEM  
IMPROVEMENT TEAM

Value Planning


- **Training:** Value planning as a best practice
- **Describe:** The value and return on investment
- **Identify:** How do agencies support it?



Think of value planning as a tool to:

- ✓ *Build the right project*
- ✓ *For the right reasons*
- ✓ *At the right time*
- ✓ *Using the right technology*
- ✓ *At the right size, and*
- ✓ *At the right level of complexity for your community*


9




WASHINGTON'S SYSTEM  
IMPROVEMENT TEAM

Asset Management

- **Training:** Asset Management as a best practice
- **Describe:** The value and return on investment
- **Identify:** How do agencies support it?

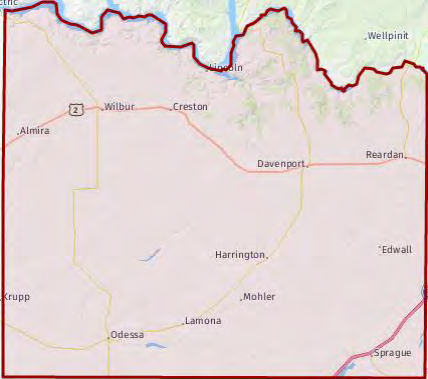


10




## Regional Governance & Local Resource Efficiency

- **Approach:** Encourage regional collaboration
- **Pilot Project:** Lincoln County, Washington
- **Identify:** Communities' regionalization needs



11




## Coordinated Funding Process

- **Enhance:** Funder-funder coordination
- **Identify:** Unfunded projects & support them
- **Develop:** A collaborative process to coordinate investments that connect funding decisions with community affordability

2019 Unfunded Projects, by System Type

System Type	Unfunded Projects	Total Unfunded Requests
Sanitary Sewer	54	\$242,445,803
Road / Street / Bridge	173	\$195,275,829
Domestic Water	36	\$78,891,650
Solid waste	1	\$5,000,000
Other	5	\$3,404,799
Total Unfunded	269	\$525,018,081

12



Secure the Public Works Assistance Account


- **Identify:** Volume of Dedicated Resources Diverted
- **Legislative Recommendation:** Establish a stable infrastructure financing environment by supporting existing state infrastructure finance programs.

In 2019, diversions from the Public Works Assistance Account:  
**\$709 million**

≠

In 2019, the immediate demand for infrastructure resources:  
**\$1.11 billion**

13



Sync's Roadmap & Strategic Priorities

1/2019 →

1 Report Feedback from Legislature

Establish tactical priorities based on feedback

2019

2019

3 Implementation Plan


- Develop training and outreach opportunities
- Continue to enhance state-state financial coordination
- Expand Fund Finder & the Sync portal
- Initiate pilot programs and case studies
- Make best practices eligible funding activities in programs
- Develop baseline indicators to measure progress

2 Priorities-2019 & beyond

1. Secure a consistent financial environment for local infrastructure
2. Increase Sync capacity for technical assistance, training, & tech teams
3. Integrate new state & federal programs into Sync
4. Promote efficiency through regional collaboration
5. Increase regional training opportunities
6. Eliminate redundancies & streamline processes
7. Capture & foster best practices
8. Develop the Sync portal to connect communities with critical technical resources & the right funder or point of contact(s).

4 Develop Work plan for 2020

2020



How you can get involved!

Questions?

Visit us on the web: <https://pwb.wa.gov>

Public Works Board - Home Page

WASHINGTON STATE  
PUBLIC WORKS BOARD  
INFRASTRUCTURE IS FUNDAMENTAL

Technical Assistance  
and Training

Public Works  
Financing

Broadband  
Financing

Sync

Resources

About Us

Facebook

Buck Lucas  
Sync Project Manager  
(360) 725-3180  
[buck.lucas@commerce.wa.gov](mailto:buck.lucas@commerce.wa.gov)

15

8